

**EVENT NOTES ROLLING START**

This briefing is based on FFSA regulation, on the ISC, General prescriptions and FIA code of conduct 2025.

**GENERAL INSTRUCTIONS**

1. **FLAGS:** Referred as Sporting Regulation and ISC  
**TRACK LIGHT PANELS:** placed all around the track as shown on the track map. In accordance with Appendix H to the ISC the light signals have the same meaning as flag signals.
2. **EQUIPMENT:** Drivers must keep all their protective clothing and helmet on (as declared during their preliminary verification), until they have returned to their garage.
3. **PROCEDURES :**
  1. **« FULL COURSE YELLOW »:** only during qualifying session, the session will be neutralized by the “FULL COURSE YELLOW” => yellow flag and FY boards at every marshal post; you must slow down, overtake is forbidden; end of neutralization => green flags at every Marshal post for 1 lap
  2. **RED FLAG:** to suspend a session, follow marshal's instructions.
    - ⇒ Free Practice and Qualifying session: slow down, overtaking is strictly forbidden, go to the pit lane. Time suspended. Under RC decision the session will be resumed for the rest of the session,
    - ⇒ Races: slow down, overtaking is strictly forbidden, go to the pit lane and stay in the fast lane. If less than 2 laps have been completed before the red flag, there will be a new start, with the race distance reduced by 2 laps. If more than 2 laps, the race will be resumed under a safety car procedure. The race director will announce the restart of the race by signals (5 minutes/ 3 minutes/ 1 minutes Moteur)
  3. **SAFETY CAR:** in accordance with Appendix H of the ISC Art.2.10.8. The Safety Car will be used to neutralize the race.
    - ⇒ Yellow lights on will be illuminated. At every Marshal post yellow flag + « SC » boards displayed. Double yellow waved at the marshal post of the incident.
    - ⇒ Slow down and form a line behind the leader. He acts as “Safety car” until the official SC joins the track, overtaking is strictly forbidden.
    - ⇒ The Safety Car will join the track with his orange lights on. Overtaking the Safety Car is forbidden ( except you received the order by the safety car with his green lights on), form up behind it with no more 5 cars lengths apart.
    - ⇒ You must follow the Safety car everywhere it goes when his orange lights are on (escape roads, pit lane...)
    - ⇒ At the end of the procedure the SC will switch off his lights at the indicated location, all yellow flags at marshal posts will be removed, the SC will rejoin the pit lane at the end of the lap-> at this point the first car behind the safety car may dictate the pace without erratic acceleration, braking ...
    - ⇒ When the Safety Car will approach the pit entry-> all “SC” boards will be removed and green flag and green light at control line will be shown -> overtaking is not allowed until after you cross the control line

**EVENT SPECIFIC INSTRUCTIONS**

4. **OFFICIAL TIMING:** Actually V3, available on [www.its-results.com](http://www.its-results.com);

**5. CIRCUIT : PAUL RICARD LE CASTELLET**

<b>Tracé</b>	1C-V2 / 15 TURN	<b>Pit Entry</b>	RHS after T14 / (@ 5 454 M)
<b>Length</b>	5 822 Meters	<b>Pit Exit</b>	Speed limitation ends at the line and light at pit exit and end-limitation's board. Respect white line on LHS, respect the Blue light
<b>Sector</b>	3 sectors / 2 inters	<b>Speed Limit in the pit lane</b>	60 KM /H at the limitation line and board
<b>Sector 1</b>	1583 M	<b>Penalties shown</b>	Signals (boards/ flags) on the RHS on the control line + reminder at the start gantry by LED
<b>Sector 2</b>	1880 M	<b>Countdown shown</b>	On the gantry on the control line, last lap will be announced by the RD on the RHS
<b>Sector 3</b>	2359 M	<b>Reminder of Technical flag</b>	Use of track light panel all over the track
<b>Pit in to pit out</b>	541 M	<b>Stop &amp; Go area</b>	Between box 6&7
<b>Transpondeurs</b>		Tag Heuer by Chronolec rent possible nearby timekeeping	

6. **ACCESS TO THE TRACK:** For practice sessions cars access the track by the pit lane. For Qualifying and Races cars will access the track by leaving the assembly area and going through the pit lane. Drivers have to be in assembly area 25 minutes before the start of the session.

7. **PIT LANE:** Speed limit is 60 km/h, controlled by radar gun since pit entry line + speed limit board until pit exit line+ end speed limit board. The Fastlane must stay clear. The Blue lane separate the Fastlane to the Work lane. Stop on the Blue lane is strictly forbidden.

In accordance with the Appex « L » Art. IV.4du ISC: The pit entry line must be respected, for that you must keep you right at the exit of Turn 13.

Security in the pit lane must be respected. It's not permitted to cross the white line on the LHS at pit exit (until the perpendicular line SC2).

Version du 18/02/2025 Page | 1

**SAFETY IN THE PIT LANE : the refuelling must take place in the working lane not inside the garages , mechanics must be fully equipped to do it in a safe way with assistance of extinguishers.**

**8. SECURITY:** Fire extinguishers around the track are available all over the track and signaled by small "F" red.

Safety opening are indicated by orange color on the rail.

**9. CODE OF CONDUCT:** If you have to stop on the Track, try to move away from the racing line as soon as possible. It will be easier for the marshals to help you if you stop near a safety orange opening.

In case of an accident, it is especially important that you signal to the marshals that you are OK. A « thumbs up » will be the ok that is understood.

Drivers must respect other drivers across all classes. RESPECT= NO CONTACT.

Drivers must respect Blue flags. The ISC requires, that Drivers who are caught by another car about to lap him, must allow the following driver to overtake at the first available opportunity.

Only one change of direction is accepted.

**10. QUALIFYING SESSION :** 30 minutes. Start at green light on at the pit exit. Each driver must accomplish a minimum of three qualifying laps on his car. During the Qualifying session, the pit lane is under parc fermé procedure. You must stay in the working lane during all the session. It's not allowed to enter into your pit garage.

**11. COURSE: ROLLING START**

<b>Grid walk formation</b>	1x1	<b>Pole position Rolling start</b>	LEFT HAND SIDE
<b>Grid formation</b>	2x2	<b>Position of Grid formation</b>	After T11

**Rolling start :**

- You have to be in assembly area 25 minutes before the start of the race.
- You will leave the assembly area in order of the starting grid to the pit lane
- At green flag start the formation lap behind a Pace car
- The Pace car will slow down at T11 for the grid positioning at this moment you have to stop warming up your tyres and form up 2x2 in line
- The Pace car enter into the pit lane, the leader maintains the speed, all cars must keep in formation....
- Starting lights **5 red lights on -> 5 green lights on = START**  
Overtaking is allowed since the 5 green lights are on
- If there is a problem, **5 red lights on at the gantry + yellow flashing lights** = overtaking is not allowed; Cars will have another formation lap, the leader pace the cars (100 km/h max), the cars will be in formation at T11.

If you drop to the back for any reason during the formation lap, you must not retake your position on the grid, you must start from the back.

Drive through penalty if the starting procedure is not respected.

**Pitlane exit**

<b>SC position for the 1st lap</b>	RHS at T14	<b>SC position after 1st lap</b>	Pit lane exit
<b>SC switch off his yellow lights</b>		Between T10 &T11	

**12. TRACK LIMITS: Drivers must always use the track. The white lines define the track edges, the kerbs are not.**

**You will always have 2 wheels inside the track limits. If you don't respect the track limits :**

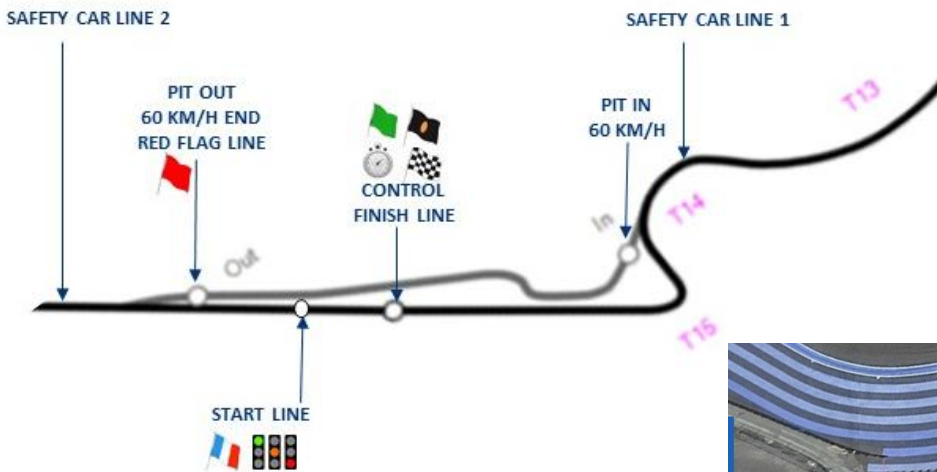
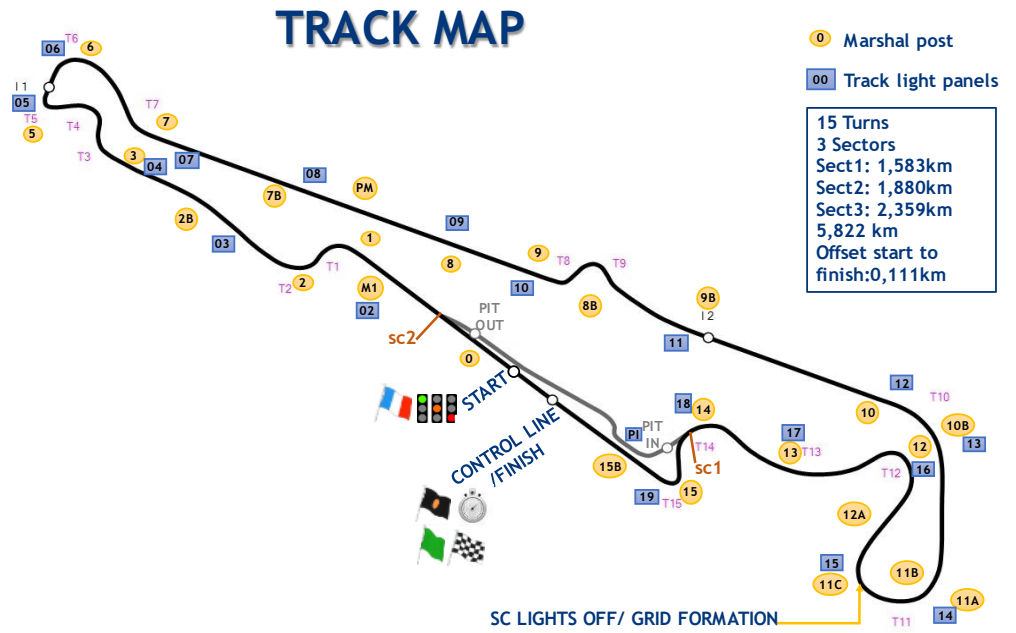
- ⇒ If a car leaves the track for any reason, the driver may re-join in a safe manner and without gaining any advantage. The driver should give back the whole of any advantage gained by leaving the track.
- ⇒ Drivers crossing the white line defining the edge of the track, with or without gaining any advantage may receive a penalty.
- ⇒ Bollards (T2-T7-T8) to enforce the edges of the track; it's not allowed to touch them.
- ⇒ Penalty if the track limits are not respected= lap time deleted and best time deleted if recurrence; during the race = display on screen, warning flag and drive through.
- ⇒ If you fail to negotiate the T1, slow down and use the escape road on the right-hand side. You must use the entire escape road before rejoining the track in a safe manner.
- ⇒ If you fail to negotiate your T3, T4/T5, slow down and use the escape road on the left-hand side, respecting the arrow. You must use the entire escape road to rejoin the track in a safe manner after T5.

**13. END OF SESSIONS:** Chequered flag for the end of the session -> cool-down lap without overtaking. BE CAREFULL of the marshals on track. Drivers for the podium ceremony must stop their car in the parc fermé and follow the HVM staff instructions to rejoin the podium as soon as possible.



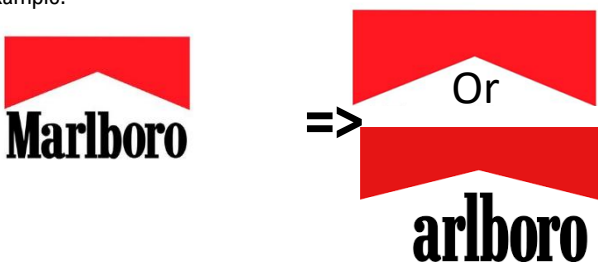
14. **PARC FERME** : after qualifying and races all cars must rejoin the parc fermé.

15. **SMILE, YOU ARE BEING FILMED** : the races are filmed. Take care of the appearance of your car, it must respect the colours of the Grand Prix de France Historique and have all the stickers of the partners.



Please note that the EVIN law of January 10, 1991 prohibits all so-called "advertising" brands and/or any incitement to consume alcohol and tobacco. Therefore, you are requested to modify the brand or acronym so that it cannot be recognized at first glance.

Example:



Have a nice week-end

Race director

